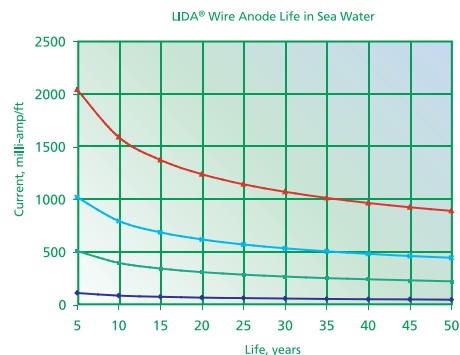
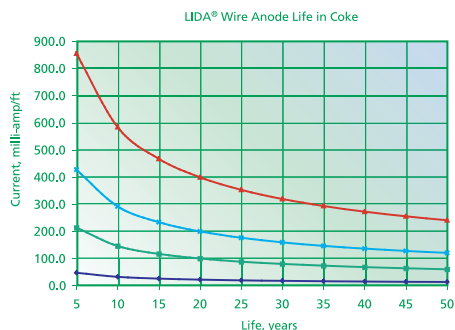


LIDA® Wire Anodes



LIDA® Wire Anodes

Maximum Current for Various LIDA® Wire Anodes (life in years)



- 1.5 mm light
- 1.5 mm STD
- 1.5 mm XL
- 3 mm XL

LIDA® wire anodes are copper titanium wire with a mixed metal oxide coating. The mixed metal oxide is a crystalline, electricallyconductive coating that activates the titanium and enables it to function as an anode.

LIDA® wire anodes are manufactured in two diameters, 1.5 millimeter and 3.0 millimeter.

When applied on titanium the coating has an extremely low consumption rate measured in terms of milligrams per year. As a result of this low consumption rate, the wire diameter remains nearly constant during the life of the anode.

The low consumption rate of the mixed metal oxide coating at the recommended operating current densities result in projected anode lifetimes from 15 to 20 years. Longer or shorter lifetimes may be obtained by varying the current output per foot per wire.

Anode Coating - The coating used on wire is suitable for most cathodic protection applications, but output varies with application. LIDA® mixed metal oxide coating demonstrates a very high chemical stability, even in environments with very low pH values. Unlike other impressed current anodes, the LIDA® coating is not affected by the generation of chlorine.

Lead Wire Connection - A typical connection between the LIDA® wire anode and a header cable, have been used successfully in canistered anodes since 1987.

APPLICATIONS

- Canistered Anodes
- Continuous Horizontal Groundbeds
- Discontinuous Horizontal Groundbeds
- Shallow Vertical Groundbeds
- Deep Anode Groundbeds
- Above Ground Storage Tanks
- Underground Storage Tanks
- Natural Water
- Electrical Cable Shielding
- Water Storage Tanks
- Water Treatment Equipment

Dimensions:

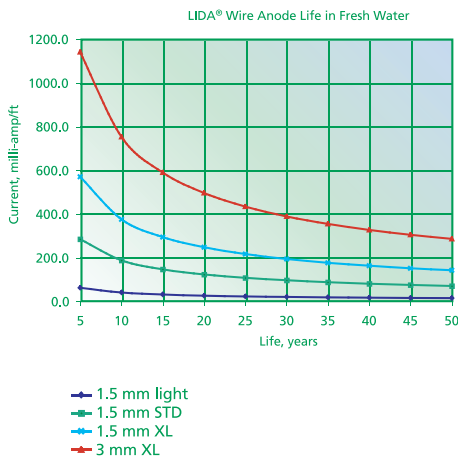
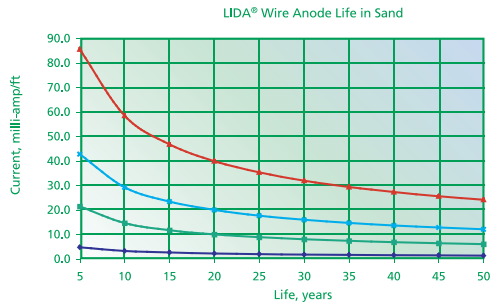
Nom-Wire Size		Diameter Tolerance		Titanium		Copper		Active Surface Area		Weight	
(mm)	(inches)	(mm)	(inches)	% By Wt	% By Vol	% By Wt	% By Vol	ft ² /ft of Length	m ² /m of Length	lbs/ft	g/m
1.5	0.062	+0.15 -0.0	+0.007 -0.0000	36.1	52.7	63.9	47.3	0.017	5.1E-03	0.009	13.7
3.0	0.118	+0.28 -0.00	0.010 -0.000	17.1	29.0	82.9	71.0	0.033	1.0E-02	0.042	62.5



CATHODIC PROTECTION

LIDA® Wire Anodes

Maximum Current for Various LIDA® Wire Anodes (life in years)



LIDA® Wire Anode, with titanium non copper cored, 1.5 and 3 mm diameters, is available on request.

Resistivity Versus Length - Proper current distribution is an important factor in the design and proper use of an anode wire for each application. For example, if a wire voltage drop of 10% or less is desired for proper current distribution in 1000 ohm-cm water, anode segments of 45 feet should not be exceeded between electrical connections to a header cable with the 1.5 mm diameter wire. By comparison, use of the 3.0 mm diameter wire will permit the use of 110-foot segments, while still allowing the desired 10% voltage drop.

As with all electrical conductors, the operating temperature of the wire affects the resistance. The table below, shows this effect by assuming the wire will operate at the temperature of the surrounding electrolyte. The change in resistivity also changes the maximum ampacity of the wire.

Savings - In many cases, LIDA® mixed metal oxide wire anodes offer savings over competitive anodes on an installed cost basis. This is possible by balancing the high current density capability of mixed metal oxide coatings and the ability to tailor to desired lifetimes.

Flexibility of Use - LIDA® wire anodes can be used in a wide variety of cathodic protection applications. Their lightweight and malleability allow forming to complex configurations.

The copper core provides high conductivity resulting in better current distribution along the entire length of the wire.

Wire Size mm	1.5	3.0
Electrical RES.ohm/m@25°C	0.0174	0.003
Electrical RES.ohm/m@70°C	0.0204	0.0035
Max. Wire Amperage @25°C, Amps	21	36
Max. Wire Amperage @70°C, Amps	7	12



www.denora.com

Durantes Vincunt

Industrie De Nora - Via Bistolfi, 35 - 20134 Milan, Italy - ph +39 02 21291 - fax +39 02 2129 2363 - mail info.products@denora.com

All information, recommendations and suggestions appearing herein concerning the use of our products are based upon tests and data believed to be reliable. However, it is the user's responsibility to determine the suitability for his own use of the products described herein. Since the actual use by others is beyond our control, no guarantee, expressed or implied, is made by De Nora as to the effects of such use or the results to be obtained, nor does De Nora assume any liability arising out of the use by others of the products referred to herein. In addition, the information herein is not to be construed as absolutely complete since additional information may be necessary or desirable when particular circumstances exist or because of applicable laws or government regulations. Nothing herein contained is to be construed as a recommendation to infringe any patent.